

深圳市大象机器人科技有限公司

地址：深圳市南山区桃源街道留仙大道南山云谷创新产业园二期七栋

邮箱：support@elephantrobotics.com

电话：+86(0755)-8696-8565 (工作日9:30-18:30)

网址：www.elephantrobotics.com

Shenzhen Elephant Robotics Technology Co., Ltd

Address: B7, Yungu Innovative Industrial Park 2, Nanshan, Shenzhen, China

Email: support@elephantrobotics.com

Phone: +86(0755)-8696-8565 [working day 9:30-18:30]

Website: www.elephantrobotics.com

 **Elephant Robotics 大象机器人**

小象协作机械臂-商用版

myCobot Pro

商用六轴协作机器人

Commercial 6-Axis Collaborative Robot

© 2021 Shenzhen Elephant Robotics Technology Co.Ltd

myCobot Pro

Model: myCobot Pro-320

Commercial
Economic



⚠ Warning

Before using myCobot Pro read all instructions and cautionary markings in this manual

1. Do not expose the product to rain or moisture to reduce fire or shock hazard.
2. Do not place the product in or near fire.
3. Do not leave the product in a car in hot or humid weather.
4. Do not disassemble, crush or pierce the product.
5. Do not expose the product to excessive shock such as dropping from a high place.
6. Do not expose the product to high temperatures above 60 °C (140 °F)

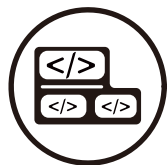


Commercial 6-axis collaborative robot

myCobot Pro is a commercial 6-axis robot developed by Elephant Robotics, compact but powerful, simple to operate, and has a weight of 3kg, a payload of 1kg and a working radius of 320mm.

With three mainly strengths and characteristics of Usability, Security and Economy, myCobot Pro is the cost-effective choice of automated production, can quickly deploy on the production line and entail human-robot collaboration in close proximity safety, effectively reducing cost and increasing efficiency for enterprises.





Open Resource, Easy to Operate and Programming

Operators with no programming experience can quickly use the robot by free move and UIFlow visual programming
Supports various of development environments such as ROS, moveit and RoboFlow developed by Elephant Robotics.



Economical & High Cost Performance

With standard 8-hour work, myCobot pro is a perfect choice for high-repetitive, standard assembly line work
As a cost-effective 6-axis commercial robot arm, it is suitable for business that require both low cost and high performance to cut down cost and boost efficiency



Powerful Performance & Equipped with 2 Screens

Coupled with Brushless DC Industrial Motor, can achieve $\pm 0.3\text{mm}$ repeated positioning accuracy
Carries two display screens supporting M5STACK Ecological Application, effectively expand your collaborative application space





Integrated Modular Design & Safe Cooperation

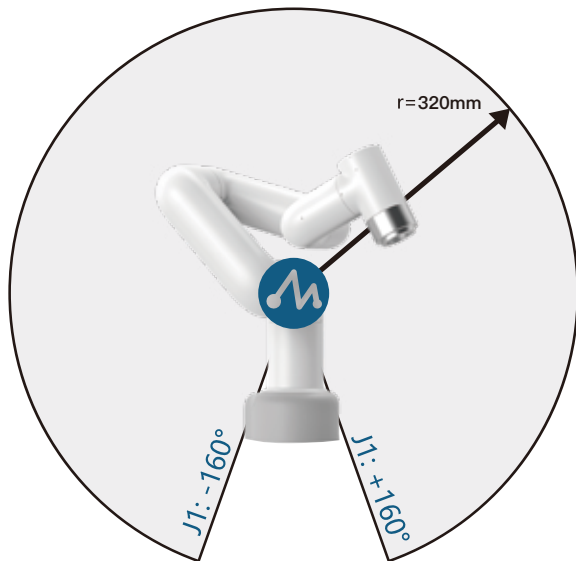
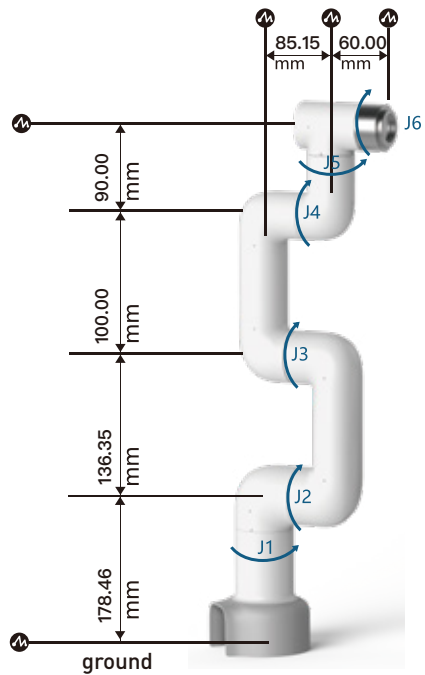
The compact design allows it to make full use of the production space and perfectly blend into the production environment
Based on the efficient and exact collision detection algorithm, myCobot Pro can work safely with people

myCobot Pro - Design Prototype - Elephant Robot®C Series Robot

The design prototype of myCobot Pro is from All-in-one Robot launched by Elephant Robot in China in 2018. As the first integrated collaborative robot in China, it has won the 2019 CAIMRS Industrial Robot Innovation Award and 2019 High-tech Robot Annual "Innovation Technology Award", and has been also sold to more than 30 countries at home and abroad, receiving unanimous praise and recognition from the factories of the world's top 500 enterprises.



myCobot Pro - Size and Working Range Diagram

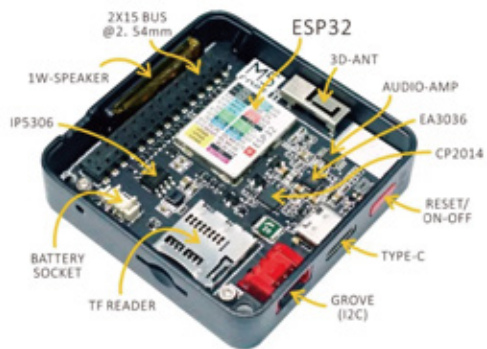


Parameter

Product	myCobot Pro
model	mycobot Pro-320
payload	1kg
reach	320mm
weight	3kg
repeatability	$\pm 0.5\text{mm}$
DOF	6
IP Level	IP42
Material	Industrial Nylon
Working Condition	0~50°C
Adapter power supply	110~220V AC
Joints range	J1 : $\pm 170^\circ$
	J2 : $\pm 160^\circ$
	J3 : $\pm 160^\circ$
	J4 : $\pm 160^\circ$
	J5 : $\pm 170^\circ$
	J6 : $\pm 175^\circ$
Noise	<85 dB
Power Supply	24V 5A; 120W
Max End-speed	0.7m/s

Tool IO	12V/ GND
	Digital-INPUT X2 Digital-OUTPUT X2 485Bus AB
Base IO	Digital-INPUT x3
	Digital-OUTPUT x3
Communication (Base)	Ethernet Port
	typeC-Port
Max Rotational Speed	180°/s
Servo-Gear Set	Alloy Steel
Servo-Encoder	12 Bit
Software	RoboFlow
	UIFlow
	myStudio
	ROS
	Movelt Python

M5STACK Control Board Pin Map




M5 Basic side pin diagram1



M5 Basic side pin diagram1



Atom diagram



Atom pin diagram

myStudio



myStudio is a one-stop platform for robots

myStudio integrates myCobot's software and various materials. The main functions of myStudio are: 1) Update the firmware; 2) Provide video tutorials on how to use the robot; 3) Provide maintenance and repair information (such as video tutorials, Q&A, etc.).

Please download the latest version of myStudio to use.

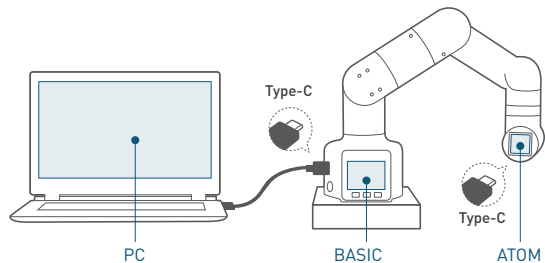
The download link is as follows:

Official website: <https://www.elephantrobotics.com/myCobot/>

Github: <https://github.com/elephantrobotics/MyStudio/>

Burn Table

Development environments that support the secondary development of myCobot Pro are: UIFlow, RoboFlow, Arduino, ROS, python, etc.



Development Environment	Library on PC	Basic Firmware	Atom Firmware
Default Program	N/a	mainControl	atomMain
Visual Programming	UIFlow	UIFlow	atomMain
RoboFlow Industrial Programming Software	RoboFlow	Transponder	atomMain
Arduino Maker!	Arduino IDE + M5Stack Lib + MycobotBasic Lib	All Exapmles	atomMain
API on Desktop	Python/ C++	Transponder	atomMain
ROS Development	ROS	Transponder	atomMain
USB/TxRx0[G1/G3]	Read Protocol	Transponder	atomMain
BlueTooth	Read Protocol	BT_Transponder	atomMain
phoneApp	Mobile phone Android/iPhone	BT_Transponder	atomMain

myCobot Pro
myCobot Pro-320

商用 超高性价比



经济性



紧凑性



易用性



警告

在使用本产品之前，请阅读本手册中所有说明及警告提示。

- 为避免火灾或电击危险，请勿将产品暴露在雨中或潮湿的地方。
- 请勿将产品放在火中或靠近火处。
- 请勿将本产品放置或使用在炎热潮湿的地方。
- 请勿暴力拆卸本产品。
- 请勿将产品暴露在过度的冲击下，如从高处跌落。
- 不要将产品暴露在超过60°C(140°F)的高温下。

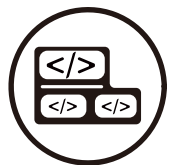


商用六轴协作机器人

myCobot Pro是大象机器人研发的商用6轴机器人，精巧构思，all-in-one设计。本体重量3kg，负载1kg，工作半径320mm，体积小但功能强大，操作简单、能与人协同、安全工作。

作为大象机器人首款万元级商用机械臂，具有易用性、安全性和经济性三大优势，是自动化生产的高性价比之选，能够快速在产线上布署，可为企业降本增效。





操作便捷，开源易用

借助拖动示教以及UIFlow简单的可视化编程，用户可迅速上手操作
支持ROS/moveit等开发系统及大象机器人自主研发的RoboFlow操作系统



经济适用，超高性价比

标准8小时工作制，完美替代高重复性、标准性流水线工作
万元级商用机械臂，有效为需要高性能&低成本的企业降本增效



性能强大，搭载两块显示屏

采用无刷直流的工业用舵机，可以达到 $\pm 0.3\text{mm}$ 的重复定位精度
机身搭载两块显示屏，支持M5生态应用，有效拓展协作应用空间




一体化设计，安全协同作业

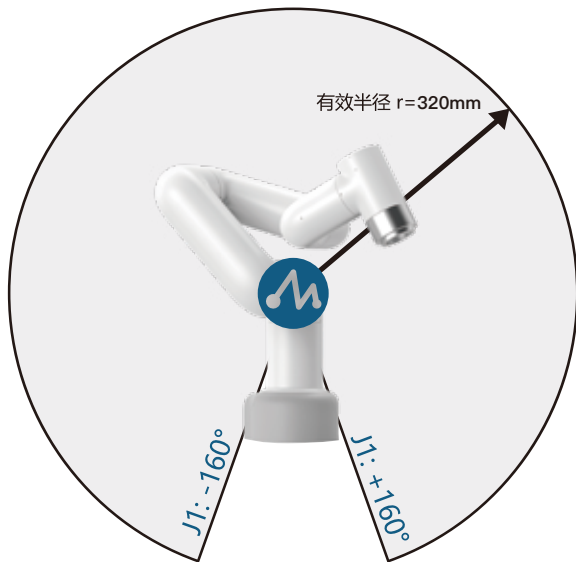
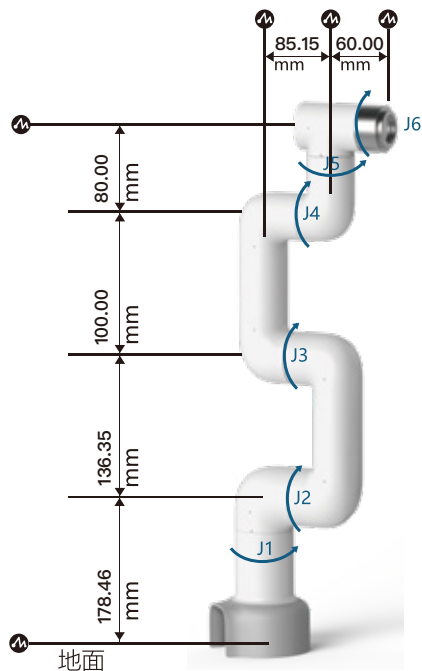
精巧结构设计使其能够充分利用生产空间，完美融入生产环境
兼备基于精确动力学模型的防碰撞检测功能使其能与人安全协同作业

myCobot Pro原型-大象机器人C系列all-in-one机器人

myCobot Pro的设计原型为大象机器人2018年推出的国内首款 ALL-IN-ONE 一体式协作机器人。作为国内首款一体式协作机器人，它曾获得2019CAIMRS工业机器人创新奖，2019高工机器人年度“创新技术奖”，远销海内外30多个国家并备受数家来自世界500强名企的一致认可与好评。



myCobot Pro 尺寸与工作范围图




产品参数

产品名称	myCobot Pro
产品型号	mycobot Pro-320
有效负载	1kg
有效臂展	320mm
自重	3kg
重复定位精度	±0.5mm
自由度	6
IP等级	IP42
材料	高性能尼龙
工作温度	0~50°C
适配器供电	110~220V AC
关节范围	J1: +/- 170° J2: +/- 160° J3: +/- 160° J4: +/- 160° J5: +/- 170° J6: +/- 175°
噪音	<85 dB
供电与能耗	24V 5A; 120W
最大末端速度	0.7m/s

工具端 IO端口	12V/ GND 数字D-INPUT X2 数字D-OUTPUT X2 485总线AB
底座IO	数字D-INPUT x3 数字D-OUTPUT x3
通信方式 (底座)	网口母口 typeC-母口
伺服电机-电机	无刷直流电机, 最大转速3000转
伺服电机-齿轮组	合金钢
伺服电机-编码器	12位
伺服电机-最大速度	180°/s
软件	RoboFlow UIFlow myStudio ROS MoveIt Python

引脚图




Basic 侧面引脚图1



Basic 侧面引脚图2



Atom 介绍图



Atom 功能引脚图

myStudio



myStudio是一个一站式的机器人的使用平台。

myStudio整合了myCobot & myCobot Pro的软件资源及各类资料，主要功能为：

1) 下载更新固件；2) 查看机器人使用视频教程；3) 维护和维修方面的信息（如视频教程、Q&A等）

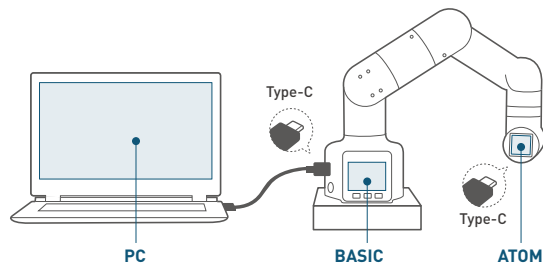
请下载最新版的myStudio进行使用

软件下载链接如下：

- 1、官网：<https://www.elephantrobotics.com/myCobot/>
- 2、Github：<https://github.com/elephantrobotics/MyStudio/>

固件烧录

可支持myCobot Pro进行二次开发的开发环境有：UIFlow、RoboFlow、Arduino、ROS、python等



开发使用环境	PC所需Library	Basic所需固件	Atom所需固件
默认程序 Default Program	N/a	mainControl	atomMain
UI flow可视化编程 Visual Programming	UIFLOW	UIFLOW烧录器 由M5提供	atomMain
RoboFlow 工业级可视化编程软件 Industrial Programming Software	RoboFlow库	Transponder文件	atomMain
Arduino 创客! Maker!	Arduino IDE + M5Stack Lib 库 + MycobotBasic Lib 库	各类程序自定义 All Exapmles	atomMain
API 开发软件接口 on Desktop	Python/ C++	Transponder文件	atomMain
ROS Development ROS 开发	ROS库	Transponder文件	atomMain
通信协议 - USB/TxRx0(G1/G3)	通信协议阅读 Read Protocol	Transponder文件	atomMain

产品保修卡

用户信息 (必填):

购买人 _____ 订单号 _____ 联系电话 _____

地址 _____ 物流签收日期 _____

产品问题描述 (必填): _____

如需退换货, 请事先联系客服确认退回相关信息。待客服确认后, 填写此卡并将这一页随同产品一起寄回。

注: 我司在法律允许范围内保留对本产品保修卡解释和修改的权利。

- 产品自签收起7日内未拆封可无理由退换, 因产品退换所产生的费用及其他风险需由客户承担。
- 用户如需产品保修服务需提供相应的购买单据及产品保修卡作为保修凭证。
- 凡属于正常使用下由于产品本身质量问题引起的硬件故障, 保修期内大象机器人给予免费维修。
- 保修起始日期为产品购买日或物流签收日。
- 维修更换的配件归大象机器人所有, 必要时会收取适当的成本费用。

以下为详细的配件保修服务说明(如需以下产品售后服务, 请事先联系客服沟通并确认相关信息)

舵机

保修期限

保修服务

≤ 6个月

我司免费提供新的舵机, 并承担运费 (仅一次)

> 6个月

客户需自己重新购买

电子件 (M5 硬件)

保修期限	保修服务
------	------

≤ 6个月	由用户拆卸后寄回, 我司免费更换并承担往返运费 (仅一次)
-------	-------------------------------

>6个月	客户需自己重新购买
------	-----------

结构件, 含外壳部分

保修期限	保修服务
------	------

≤1年	我司免费提供新的零件, 由客户自行承担运费(仅一次)
-----	----------------------------

≥1年	客户需自己重新购买
-----	-----------

延保政策

舵机, 电子件, 结构件每延迟保质期6个月, 需支付6000人民币, 延保上限30个月。

特别说明: 在交付产品的保修期内, 本公司仅对正常使用机器人时发生的故障进行免费修理。

但在以下情况下, 将对客户收取修理费用(即使在保修期内):

(1) 因不同于手册内容的错误使用以及使用不当而导致的损坏或故障

(2) 客户未经授权进行拆卸导致的故障

(3) 属于外壳等部件自然的消耗, 磨损及老化

(4) 因调整不当或未经授权进行修理而导致的损坏

(5) 因地震、洪水等自然灾害导致的损坏

因此, 请严格遵照本手册及相关手册的指示对机器人进行操作。

WARRANTY CARD

Customer Information (Required):

Purchaser _____ Order No. _____ Phone _____

Address _____ Logistics Receipt Date _____

Product problem description(Required):

If you need to apply for warranty service, please contact our customer service to confirm the detailed information. After confirmation, please fill in the card and send it back together with the product and the attached invoice. **Note: Our company reserves the right to explain and modify the warranty card of this product within the scope of the law.**

- Return service is limited to goods not opened within 7 days after the receipt date of logistics of the products. The freight or other risks incurred in return shall be borne by the customer.
- Customers should provide the purchasing invoice and warranty card as the warranty certification when a warranty is being asked.
- Elephant Robotics will be responsible for the hardware faults of products caused by the normal using during the warranty period.
- The warranty period starts from the date of purchase or the receipt date of the logistics.
- The faulty parts from the products will be owned by Elephant Robotics, and the appropriate cost will be charged if necessary.

If you need to apply for warranty service, please contact our customer service first to confirm the detailed information.

Sever motor

Warranty Period	Warranty Services
-----------------	-------------------

≤6 months	Elephant Robotics offers a free new sever motor and bear the freight.
-----------	---

>6 months	Customers need to buy it themselves.
-----------	--------------------------------------

Electrical Parts (M5 Hardware)

≤6 months	Customers need to send it back after disassembly, Elephant Robotics shall send a new one for free and bear the freight out and home.
-----------	--

>6 months	Customer need to buy it themselves.
-----------	-------------------------------------

Structure Parts, including Shell Parts

≤1 year	Elephant Robotics offers free new components once.
---------	--

≥1 year	Customers need to buy it themselves.
---------	--------------------------------------

Extended policy:

As for sever motor, electrical parts and structure parts, you need to pay \$1000 for 6-months delay after-sales service. And the maximum period of the extension will be 30 months.

During the warranty period of the delivered product, the company only repairs the malfunctions that occur during normal use of the robot for free. However, in the following cases, the customer will be charged for repairs (even during the warranty period):

- Damage or malfunction caused by incorrect use and improper use different from the contents of the manual.
- Failure caused by unauthorized disassembly by the customer.
- Damage caused by improper adjustment or unauthorized repairs.
- Damage caused by natural disasters such as earthquakes and floods.

Therefore, please strictly follow the instructions in this manual and related manual to operate the robot.